


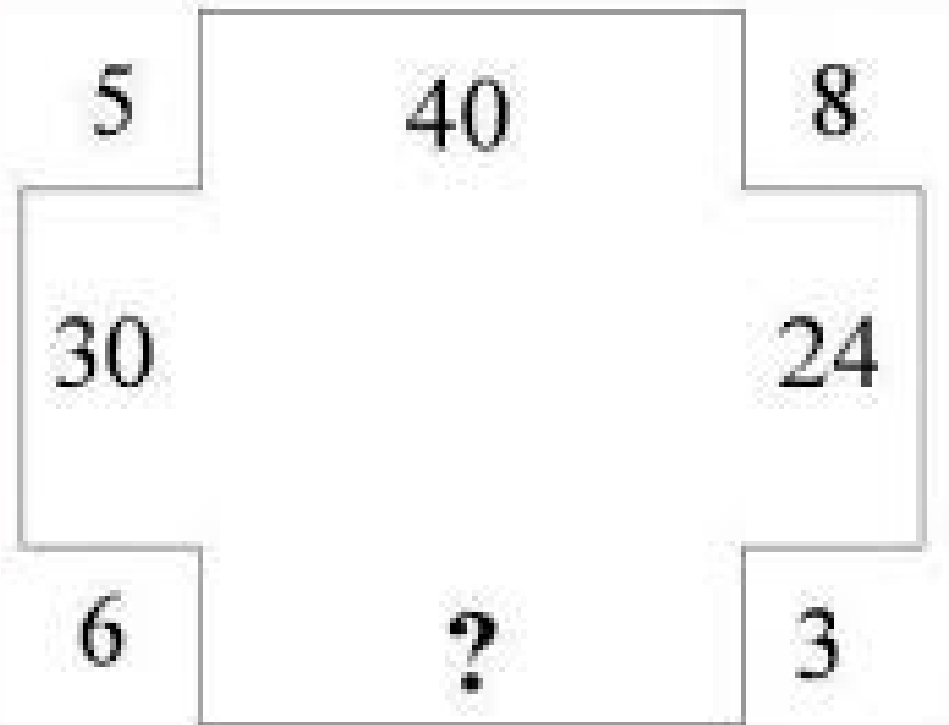


Before you ask your learner to do something, ask yourself, "Why should he?"

[www.SoMuchPETential.com](http://www.SoMuchPETential.com)



CAN YOU SOLVE THIS ?



3, 9, 27, 81, 243, \_\_\_\_\_

Describe the Pattern:

---

1, 1, 2, 2, 4, 4, 8, 8, \_\_\_\_\_

Describe the Pattern:

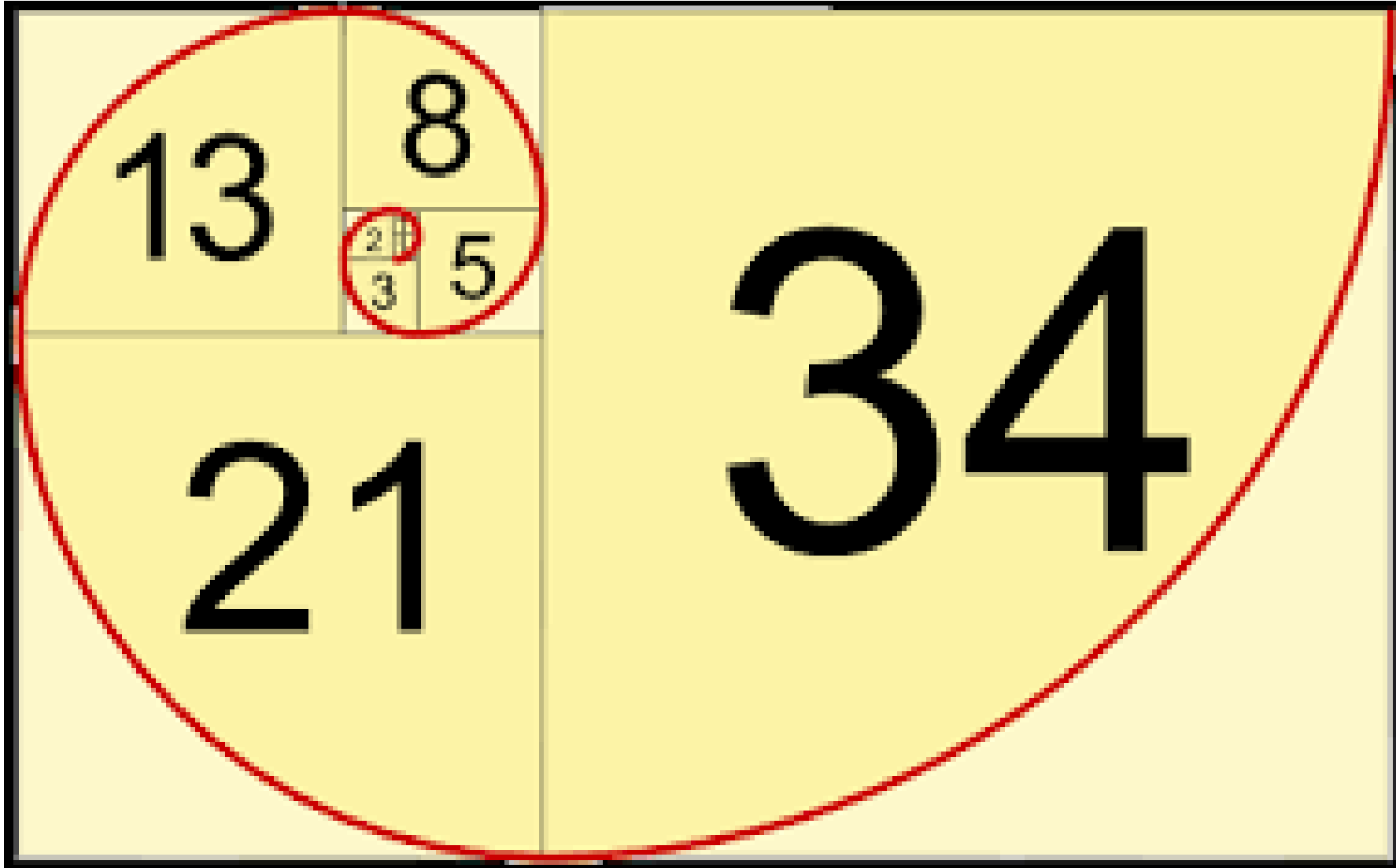
---

2, 4, 4, 8, 8, 16, 16, 32, \_\_\_\_\_

Describe the Pattern:

---

1, 2, 3, 2, 4, 6, 4, 8, 12, \_\_\_\_\_




# The 4 Quadrants of Operant Conditioning

When training an animal, there is one behavior that we want to **reinforce** (encourage/increase), and another behavior that we want to **punish** (discourage/decrease).

We can add something good or bad (+ **positive**) or remove something good or bad (- **negative**) to get the behavior we want.

**IN THIS EXAMPLE:** The reinforced behavior is POLITE DOG-LEASH WALKING.

The punished behavior is PULLING ON THE LEASH.



**+R**

**Positive Reinforcement**

ADD Good Stuff: Give treats, keep walking.  
Polite walking behavior is encouraged.



**-P**

**Negative Punishment**


END Good Stuff: Stop walking, stand still.  
Pulling behavior is discouraged.



**+P**

**Positive Punishment**

ADD Bad Stuff: Give leash correction.  
Pulling behavior is discouraged.



**-R**

**Negative Reinforcement**

END Bad Stuff: Stop leash correction.  
Polite walking behavior is encouraged.

"In dog training, jerk is a noun, not a verb."  
- Dr. Dennis Fetko



YourPitBullandYou.com